










Formát tvárnice	Rozměry (LxBxH)		Trída pevnosti v tlaku [N/mm ²]	Hustota [g/mm ³]	Množství tvárnic na [St.]	Spotřeba tvárnic [m ²]
	[mm]					
U8L 	250x80x220		15	1,4	128	16
U8L (D) 	250x80x248		15	1,4	128	18
U12L 	250x120x220		15	1,6	96	18
U18L 	250x180x220		15	1,4	64	18
			20	1,6		
U18V 	250x180x220		20	1,8	64	18
			25	1,8		
U24L 	250x240x220		15	1,4	48	18
			20	1,6		
U24V 	250x240x220		20	1,6	48	18
			25	1,8		
UPSW 	240x250x220		15	1,2	48	-
U12/2 	250x120x108		15	1,6	216	75